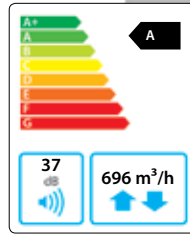


Domekt R 700 H

Maximal air flow, m ³ /h	696
Panel thickness, mm	50
Unit weight, kg	87
Supply voltage, V	1~230
Maximal operating current, A	HE 11,7
Thermal efficiency of heat recovery, %	84
Reference flow rate, m ³ /s	0,135
Reference pressure difference, Pa	50
SPI, W/(m ³ /h)	0,34
Filters dimensions BxHxL, mm	540x260x46
Electric power input of the fan drive at reference flow rate, W	89
Electric power input of the fan drive at maximum flow rate, W	176
Electric air heater capacity, kW / Δt, °C	2 / 11,4
Control panel	C6.1 / C6.2
Maintenance space, mm	950



The photo is intended for informational purposes only. exact details may vary.



Acoustic data

A-weighted sound power level L_{WA}, dB(A) at reference flow rate

Supply inlet	60
Supply outlet	69
Exhaust inlet	60
Exhaust outlet	69
Casing	48

A-weighted sound pressure level L_{pA}, dB(A)

10 m² normally isolated room, distance from casing – 3 m.

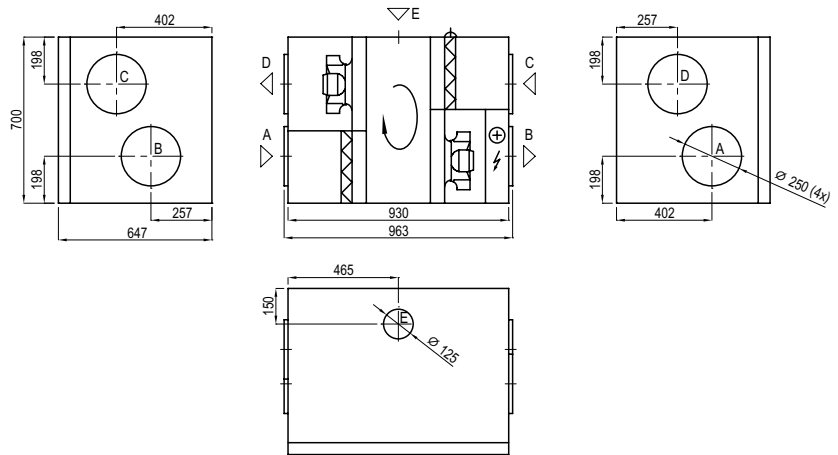
Surroundings	37
--------------	----

Temperature efficiency

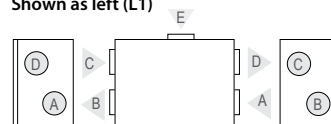
Outside temperature, °C	Winter					Summer		
	-23	-15	-10	-5	0	25	30	35
After heat exchanger, °C	13,6	15,1	16,0	16,9	17,9	22,6	23,5	24,4

indoor +22°C, 20 % RH

Shown as right (R1)



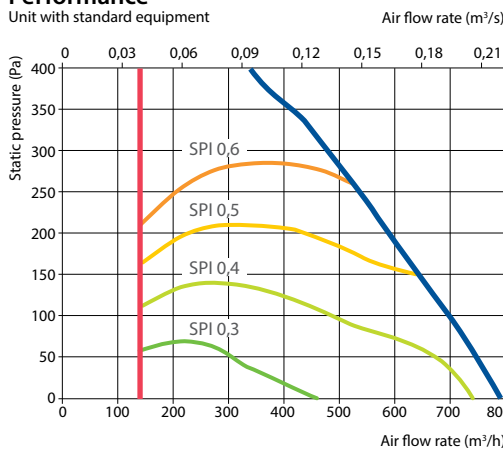
Shown as left (L1)



- A outdoor intake
- B supply air
- C extract indoor
- D exhaust air
- E additional extraction connection (by-pass – extraction without heat recovery)

Performance

Unit with standard equipment



Accessories (p. 118)

Closing damper	AGUJ-M-250+LF230/LM230
Silencer	A/D AGS-250-50-600-M B/C AGS-250-50-900-M
Water heater	DH-250
PPU	PPU-HW-3R-15-0,63-W1

2-way valve (water heater)	VVP47.10-0,63
Water cooler	DCW-0,7-5 / DHCW-250
2-way valve (water cooler)	VVP47.15-2,5
DX cooler	DCF-0,7-5
Cooling unit	MOU-18HFN6-KA8243